



COSTA MESA SOCCER
AYSO Region 120
Fall 2007
PARENT HANDBOOK



Get the latest information

www.CostaMesaSoccer.com



—



Welcome to AYSO !



Dear AYSO Families,

I would like to welcome you to Costa Mesa Region 120 of the American Youth Soccer Organization (AYSO). AYSO is a national organization dedicated to youth soccer--having fun and playing in a positive, wholesome and learning environment. ***The five tenets of AYSO are: Everyone Plays; Balanced Teams; Positive Coaching; Open Registration; and Good Sportsmanship.*** AYSO's relentless adherence to these principals is what sets our program apart from other youth soccer programs.

The AYSO philosophy is built on the belief that winning kids are built up, not torn down, and that ***all*** kids deserve the opportunity to play soccer. Now that you are part of the AYSO family, ***you*** will be expected to set an example and be part of a positive soccer environment demonstrating mutual respect and positive encouragement. The kids have more fun when they gain self-confidence and a positive self-image.

The AYSO family is also a group of ***volunteers*** made up of people like you. There are ***no*** paid positions in Region 120. This includes coaches, referees, board members, team moms/dads, field managers, goals/net families, and sponsors. By being an involved parent, you set the example for those around you, and by your actions demonstrate your belief that the "kids come first"!

We are the largest youth athletic program in Costa Mesa and we use parks and schools all over the city for practices and games. Please be considerate of our neighbors as you attend your child's practices or games. We are fortunate to have access to so many venues but we need to keep them clean. Please pick up trash after your games or practices and let's keep our parks and schools clean!

And finally, without our Regional Sponsors, our program would be unaffordable to many of our members. Through their generous donations and support, we are able to offer an affordable youth sports program second to none! Please show your appreciation to our sponsors by patronizing their businesses whenever possible. Now let's play soccer...

Sincerely,

John Rubright
Regional Commissioner



Our Soccer Programs

Fall Season

The Fall Season is considered our “main” soccer season. This program is for children ages 4 through 19. The age divisions are typically in two year increments and designated as U06 (for under six years of age), U08, U10, etc... The teams in division U05,U06 and U08 are formed based on neighborhood, common schools, or requested friends. In general, teams in the older divisions are formed in such a way as to “balance” the talent pool across all teams in order to ensure that each team has as much chance to win as lose. “Balanced Teams” is one of the important AYSO tenets. Another special program offered within the Fall program is the AYSO Progressive Play program (APP). Play begins in September, the first Saturday after Labor Day and all teams will play a minimum of ten games during the regular season.

AYSO Progressive Play (APP)

The AYSO National office has designed AYSO Plus Program during the Fall Season for the most competitive soccer players. These teams are comprised of our Region’s best players. APP is offered in Divisions U11, U12, U13, U14, U15 AND U16 and all players who register in these divisions are invited to attend the tryouts. Players train and play together from mid-August through January and play against other APP teams from neighboring cities. Since these players do not play on the regular balanced teams, they are not eligible for All Star play.

Pacific Soccer Club (PSC)

The AYSO National office also continues to look for more ways to expand opportunities for our players. The “Pacific Soccer Club” is available to our players who continue to excel even above our APP Program. These teams are formed through open tryouts and the five tenets of AYSO apply to these teams including everyone plays at least two quarters. The addition of Pacific Soccer Club gives our players the opportunity to play against competitive teams of all levels from all over Southern California.

League Championship Play

Divisions U10 and older are involved in a post-season tournament sponsored by Area Q. This “tournament” is played in December in a format that involves teams from the other Regions in Area Q (Tustin, Corona Del Mar, North Irvine, South Irvine, Newport Beach and Yorba Linda). The teams that represent Costa Mesa Region 120 are selected to participate in this tournament based on their advancing to the Championship game within our Region’s end-of-the-season playoffs. **BOTH** teams that reach the Championship game advance to the Area Q tournament. Winners in the Area Q tournament advance to the Section 11 League Championships that are played in March.

All Stars

This program allows for the formation of teams from our Region that represents our best players in each division from our balanced teams. These All Star teams play within Area Q in a tournament format that runs from mid January through the middle of February. Winners in the All Star tournament advance to the Section 11 All Star Championships that are played in March.

Spring Season

Although lagging in size compared to our Fall Season, the Spring Season has been gaining in popularity over recent years and provides an opportunity for those players who prefer to play soccer over other sports during spring. Spring play is offered for players ranging in ages from 4 up to age 16. There are two “tracks” to the Spring Program, a “recreational” track for ages 4 up to age 14 including our new 7 V. 7 format for all divisions U08 and above and a “select” program for players with advanced skills in ages 8 up to age 16.

Registration for the Spring Season typically begins in December and play runs from the beginning of March through the end of May.



History of Costa Mesa Soccer

In 1964, AYSO was formed by a small group of parents in Torrance, California. They started with only 9 teams. Today AYSO has over 600,000 children playing in all of the 50 United States and now even Russia! In AYSO, the basic local organizational unit is called a Region. A group of Regions is referred to as an Area, and several Areas together form a Section. Costa Mesa is Region 120, which is part of Area Q, which is part of Section 11.



Costa Mesa Region 120 was formed November 29th, 1976. Of the other Regions in Area Q, only Tustin and Corona Del Mar were formed earlier. Our Region colors are green and black, but were originally yellow and green (Irish colors chosen by Pete Daly). Many of the players from our Region have developed into fine athletes winning high school championships and continuing on with college scholarships. Other players have participated in Traveling Teams visiting such locations as Hawaii, Russia, Denmark and the United Kingdom.

We have had thousands of board members, coaches and referees supporting our programs over the years, not to mention the very generous support of sponsorship from the business community of Costa Mesa. In addition, AYSO Region 120 enjoys the support of the City of Costa Mesa and it's fine recreational and maintenance departments.

Costa Mesa's Regional Commissioners:

- | | | | |
|------|---|------|-----------------------------|
| 1977 | Pete Daly | 1996 | Theresa Saldana |
| 1978 | Pete Daly | 1997 | Mark Law |
| 1979 | Terry Detrick | 1998 | Mark Law |
| 1980 | Don Tyssee | 1999 | Jon Zich |
| 1981 | Don Tyssee (also Area
Director 1981 to 1985) | 2000 | Jon Zich |
| 1982 | Tom Jones | 2001 | Jon Zich |
| 1983 | Steve Litwak | 2002 | Mike Barr |
| 1984 | Steve Litwak | 2003 | Mike Barr |
| 1985 | Mike Watkins | 2004 | to present
John Rubright |
| 1986 | Pat Quinn (also Area
Director 1987) | | |
| 1987 | Wayne Maki | | |
| 1988 | Mike Weir | | |
| 1989 | Toby Curtis | | |
| 1990 | Toby Curtis | | |
| 1991 | David Ramsay | | |
| 1992 | David Ramsay | | |
| 1993 | Chris Sarris | | |
| 1994 | Chris Sarris | | |
| 1995 | Chris Sarris | | |



**Costa Mesa AYSO Region 120 is a City
Sponsored Youth Recreation Program**



Good Things to Know...

What do my Registration fees cover?



Registration fees only cover part of the cost of running our Region's program—a uniform comprising a jersey, shorts and socks, all of which your child gets to keep at the end of the season, the basic photo package and AYSO supplemental accident insurance for all AYSO sponsored activities. In addition, each team coach is provided a game ball, first aid kit and a set of goalkeeper equipment (jersey and gloves). Your registration fee pays for only half of the expenses for each child—Sponsors help Region 120 make up the difference.

You must purchase your own soccer shoes, shin guards (mandatory) and a soccer ball. Proper equipment is essential for safety and development in any sport. Just as you wouldn't think of sending your child to play baseball without a glove and bat, your child should have the proper soccer equipment.

Refunds of the registration fee are not available beyond July 1st. (Refunds are not available after tryouts for Progressive Play (APP)—players that are not selected for the APP team will be placed on Balanced Teams). By this time, the Region has committed the funds for uniforms, equipment and AYSO National Registration Fees.

What's my minimum responsibility?

With being an AYSO parent comes some responsibilities. You have signed your child up to play a sport, It is your responsibility to attend the coach's team meeting, be supportive and get your child to practice and games on time. All sports require some type of equipment. Even before the first practice your child should have soccer shoes, shin guards (mandatory), and a soccer ball. Your child will need to bring water to practices and games as well.

AYSO is an all-volunteer organization. If you don't volunteer, you are asking someone else to do most of the work. You will find in AYSO, like in life, that the more you put in the more you get out. You will surprise yourself with how much **fun there is for you** when you volunteer to help coach, referee, set up fields, or a myriad of other easy but important tasks that need doing!

What are the Age Divisions?

The "cut-off" date for age determination in team formation is July 31st. Based on your child's age on this date, they will be placed in the following age divisions:

DIVISION	AGES	BALL SIZE
Division U05	4-4 1/2	3
Division U06	up to 5	3
Division U08	6-7	3
Division U10	8-9	4
Division U12	10-11	4
Division U14	12-13	5
Division U16	14-15	5
Division U19	16-18	5



Why are There Different Team Sizes?

Division U5 & U6 soccer is strictly an introductory, instructional program designed to expose young children to the concept of a team sport. The emphasis is on fun and good sportsmanship rather than on winning. There are no goalies in this division and teams will play with a 3 vs.3 & 5 vs. 5 format. Scores are not kept. Keep in mind these are 4 - 6 year old players.

In Division U8, soccer players are introduced to skills and team play. Teams will still play small-sided games, 7 vs. 7 including a goalkeeper. Small-sided games allow players to touch the ball more often, improving their skills and decision-making. Scores are not kept.


Division U10 represents the next level in skill and team play. Teams will still play small-sided games, 9 vs. 9 including a goalkeeper. Division U12 and older will play full sized 11 vs. 11 games. Each Division U19 and U16 team will be allowed a maximum of eighteen (18) registered players at any one time. Divisions U14 and U12 team will be allowed a maximum of fifteen (15) registered players at any one time.

How are Teams Balanced?

Teams in Divisions U10 and above in Region 120 are put together by a system called the "blind draft." At the end of the previous season, each coach completes an evaluation for each player on his/her team. This is broken down into categories, each with a point value. New players are rated in a field evaluation at registration.

In July the coaches are called together (one division at a time) to participate in the draft. Each coach is given a list of the players along with their rating.

The players are listed according to ratings and birth dates by year. The coaches draw a number out of a hat, and the corresponding team number becomes his/her team. The players are then dealt left to right, then right to left, starting with the highest rated, oldest child. The coach's child is placed on his/her team during the round the child's name appears. After each round, a point total is taken. If, at this time, the points are not equal for each team, the lowest point team receives the highest player next. This procedure continues until all players are dealt out, and there is an even distribution of points per team. Surprisingly, each team is within 1-3 points of each other at the end of the draft. Coaches may not exchange players. There is no allowance to get an assistant coaches' child.



What happens if a team loses a player during the season? The player that the team loses is replaced with a player of equal skill, within 2 points, if there is one available, from the wait list. **No coach may add a player or replace a player without the Registrar AND Regional Commissioner's approval.** This is to ensure all teams remain equal.

Every effort will be made to balance team strengths within any one division, within a reasonable geographical area. A Region or Area shall not form leagues on a major or minor basis within any, or all of its divisions. Retention of players on any team shall be limited to the head coach's children.

Can I Change Teams if I Don't Like my Coach?

It is almost impossible to move players around after the teams have been put together and coaches have started having meetings and practices. Discuss any problems with your coach and your child and try to work it out between you. The growth and development you expect of your child can begin by you demonstrating your ability to work out minor difficulties. If the problem is extreme, you can call the Coach Administrator or Regional Commissioner.





What if My Coach Doesn't Know Anything About Soccer?

AYSO coaches are all volunteer parents with a child on the team, or a member of the community who enjoys working with children. If you have knowledge of the game or coaching techniques, you may want to offer to help at practices. Better yet, call the Coach Administrator before the season starts and be a coach yourself. Training for all coaches is provided by AYSO at no cost to its volunteers at August's Supercamp, as well as several coaching clinics throughout the season put on by our Regional Head Coaches.

When Is Practice and What if it's Not Convenient?

The practice schedule is left to the coach's discretion, as well as the location of practice. Your child is part of a team and it is vital to the team effort for your child to attend all practices. If you have a transportation problem, talk to either your coach or another team parent to try to arrange transportation to and from practices and/or games. If your child has conflicting activities talk with your coach immediately. Perhaps you can rearrange one of the other activities so that your child, and the team, can benefit fully from their participation at practice. Remember, what the children learn at practice is what the coach will want them to try to do at the games. Please remember that the coach is not a baby-sitter. Your child should be picked up promptly after practice.

What are the Rules for Soccer?

All AYSO games shall be conducted in accordance with the current FIFA Laws of the Game and decisions of the International Board.



Referees shall at all times impose the Rules and Regulations of competition as defined by AYSO and the FIFA Laws of the Game. Referees shall at all times put great emphasis on the welfare of the players and officiate in a manner inducing clean competition and good sportsmanship. If a player is injured, the referee, at his discretion, may stop play to ensure the welfare of the player even if the ball has not gone out of play.

Can I be a Referee?

Of course you can! Most parents who know nothing about soccer sign up to be a referee just so they can learn the Laws of the Game. There is excellent training offered by AYSO—and it's free! The AYSO referee is a **volunteer** (and most often a parent) whose task and responsibility is to promote player safety and administer the Laws of the Game. **Coaches, players and parents must at all times support AYSO officials.**

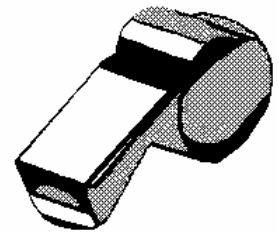
They administer FIFA Laws of the Game in the spirit of AYSO Rules and Regulations

At all times place great emphasis on the welfare of the players, and officiate the games in a manner conducive to clean competition and good sportsmanship.

Provide pre-game counsel to players and coaches of both teams regarding any special condition(s) that may have an impact on the game.

Assure that both teams are in possession of their own Player Registration-Medical release forms and the lineup cards are properly completed and submitted at the end of the game.

Negative comments toward referees or players will not be tolerated.



You should make it a habit of thanking the referees after your games. Thank them for giving their time and doing *their* best. Nothing feels better as a referee than to have a parent of the losing team come up to you and say "thanks for refereeing today, you did a nice job!" It makes a referee feel appreciated and want to do better each game. **The payoff, of course, is that more people will find it fun to referee and from all those who do, we'll end up with a lot of really good referees!**

What are Red and Yellow Cards?

Red and Yellow cards are used internationally at all levels of soccer. They are the referee's last resort for keeping control of the game, the sideline coaches, and the spectators.


A yellow card (caution) is used when the laws or etiquette of the game are abused. It is a warning to calm down and/or play fairly. However, two yellow cards issued to the same offending party during the course of a game will constitute a red card, and will result in an ejection.

A red card is used when serious, persistent, or blatant misconduct occurs. A red card results in an immediate ejection for the offending party. Any player or person who receives a red card must immediately leave the vicinity of the playing field. **They will receive a minimum one game suspension (subject to Area Q Red Card Appeal Review Policy). The Regional Commissioner reviews red cards; before the player, coach or spectator is allowed to participate in another game**

Why are Coaches so Important?

The AYSO Coaches are volunteers. They are the most important volunteers in AYSO because they have the most contact with the children and as such have the biggest impact on their learning and development. Being a coach is an awesome responsibility, but brings to those who try, an awesome reward! Some of the coach's main responsibilities are:

- Responsible for the conduct of each team player before, during and after a game and at practices.
- Provide positive team coaching.
- Train and coach his/her team to the best of their ability.
- Uphold the Rules and Regulations of AYSO.
- Encourage positive team support and enthusiasm from parents.
- Provide a properly completed lineup card to the game referee.
- Have possession of player registration-medical release forms at all practices and games.
- Sideline coaching is limited to two coaches from each team, and they are limited to the confines of the coach's technical area.
- Spectators are limited to the area outside the coach's technical area and between the penalty areas.



How long are the Games?

- Division U6 games shall be two (2), fifteen (15) minute halves.
- Division U8 games shall be two (2), twenty (20) minute halves.
- Division U10 games shall be two (2), twenty-five (25) minute halves.
- Division U12 games shall be two (2) thirty (30) minute halves.
- Division U14 games shall be two (2) thirty-five (35) minute halves.
- Division U16 games shall be two (2) forty (40) minute halves.
- Division U19 games shall be two (2) forty-five (45) minute halves.
- Half-time periods shall be a minimum of five (5) and a maximum of ten (10) minutes.

How Much Will my Child Play?

Most players in Divisions U05, U06, U08, U10 & U12 will play 3/4 of the game during the regular season of play. AYSO's National policy is "Everyone Plays" at least half of the game. Region 120 emphasizes that each player will play 3/4 of each game during the regular season play. In some cases, because of the number of players on a team, 3/4 will not be possible, the coach will work to ensure that the same player doesn't sit half the game each week.

everyone plays®

Players who are not playing due to illness or injury may be in attendance at the game, but they should not be in uniform. If a player is not playing due to a disciplinary action, other than ejection (red card), the coach must indicate this on the Lineup Card presented to the Referee before the game.

In addition, no one will play Goalkeeper more than 1/2 of the game during the regular season, allowing him or her to play at least one quarter of the game on the field. This will give each goalie a chance to improve their overall skills. **This variation will not be in effect during the playoffs or out of Region play.**

If a player is injured, the coach may provide a substitute for the player, in which case the injured player may not return until the beginning of the next quarter. Only the player who is injured is credited with a quarter's play regardless of the actual time played. The coach may choose to play short thereby allowing the injured player to return during the quarter in which he was injured. The player must be recognized by the referee in order to officially return to the game.

Late arriving players shall be substituted as follows: If the player arrives late during the first quarter, the player must play a minimum of two (2) of the remaining three (3) quarters. If the player arrives late during the second or third quarter, the player must play a minimum of one (1) quarter.

Am I Crazy to think my Child is the Next Cobi Jones or Mia Hamm?

U05,U06 and U08 soccer are sometimes affectionately referred to as "swarm ball", and for good reason as you will see. It is not what the hopeful parent of an up and coming "jock" may expect. U05,U06 and U08 are strictly introductory, instructional programs designed to expose young children to the concept of a team sport. The emphasis is placed on fun through participation, and good sportsmanship rather than comparing score totals.

Every year there are a few players who really stand out, who have great athletic ability and who understand the concept of the game. Many of these children have older brothers or sisters who play soccer. Usually these dramatic differences will become less dramatic as the lesser-experienced players grow older and gain more skills.



PLEASE, PLEASE, PLEASE remember that these are the tiniest of our kids and are often more interested in exploring the growth patterns of the grass, or the flight patterns of butterflies, than what is going on with the soccer ball—that's OK!!! They are having fun, exploring their environment, and as their attention span grows longer and their focus more acute, they will engage more frequently in the game. The important thing is they are **having fun** "playing soccer"—let them!!

The excitement level of you and the other spectators can run high during the games, and sometimes too high as the following illustrations can indicate:

- 1) If you are running more than your child—you're probably too excited...
- 2) If you're yelling out your child's name and every similarly named child within half-a-mile stops and looks, you're probably too excited...
- 3) If you have drunk most of your child's water by half time, you're probably too excited...
- 4) If you bring a chair, but trip over it more than sit in it—you're probably too excited...
- 5) If the ball gets close to the Touchline, and you have that urge to kick it—you're probably too excited...

I think you get the idea—relax!! When you communicate positive comments to your child, do it with an appropriate volume level. Resist the temptation to tell you child what do to—not only is this the coach's job, but usually the players are so focused on what they are doing, they won't even hear you. Let them think for themselves while they are on the field—this is their time.



The best advice we can give you is to approach the season with a sense of humor. You will have a great time and you will wish your child would never grow beyond this age level!

What is My Child Allowed to Wear During Games?

Each player must be dressed as follows for official games:

Issued shorts

Issued jersey, tucked into shorts

Issued socks (pulled up covering shin guards)

Shin guards (under socks)

Soccer shoes. (Shoes may not have a single front cleat, or hard side welts.) For safety reasons, cleats are preferable to sneakers, although sneakers are allowed.

Goalkeepers may wear soft knee and/or elbow pads and long pants. The goalkeepers' jersey must be different in color from any other player on the field, but may be the same color as the opposing goalkeeper.

No player shall be allowed on the field with:

A cast, splint, or other instruments which the referee may deem harmful to the player or any other player.

Earrings, necklaces, rings, watches, barrettes, or other jewelry that may be considered dangerous to that player or other players.

Players should not get their ears pierced during soccer season!


Any player violating any of the above uniform and equipment policies may not be allowed on the field until the situation is remedied and cleared with the referee.

What Happens After the Game?

At the conclusion of each game, both teams typically demonstrate good sportsmanship by giving a cheer for the other team and proceeding to the center of the field to shake hands with the other team and. **Good Sportsmanship comes before the mad dash to the snack parent!!! (DON'T FORGET TO HELP PUT AWAY THE GOALS AND NETS IF YOU HAVE THE LAST GAME OF THE DAY)**

Refreshments

At some time during the season you will be asked by your coach to provide half-time refreshments for your child's team. Traditional refreshments include oranges, cut into quarters, and water (don't forget cups). Please do not provide sugary punches or soft drinks or candy at half time. You can bring this type of snack and drink for the end of the game. Please also bring a bag to carry away any peelings or trash when you are finished.



Team Banner or Flag

Team names shall bear no responsibility to a religion or nationality. Try to pick a team name at your first or second team meeting. Team names can and should be fun—help direct your kids to a name that is both fun as well as tasteful.

A "traditional" banner is a rectangular piece of material, usually felt, approximately 3 X 4 feet in size. Lettering and any artwork can be drawn on or cut from fabric and sewn or glued onto the background material. Many banners have a hem sewn into it, so that it can be hung from poles (PVC) at the top and on both sides. This style seems to be the best for elaborate artwork. Some banners are made pennant style, put on one pole, and allowed to blow freely in the wind. This type of banner lends itself to geometric designs and simple lettering. **There are NO contests for best banner, so be creative, have fun, make it yourself—don't buy a pre-**



made from someone “in the business”—it won’t have the same meaning. (It’s typical for each family to contribute about \$2 to the banner parent for materials.)

Net, Goals, Flags and Lining Fields

Our region has storage sheds at Costa Mesa High School, California/Tewinkle School and Balearic Fields. These bins are used to store portable goals, nets and flags. The home team of the first game of the day on each field is responsible for arriving in time (45 min. before game time) to set up the goals/nets and flags. The bins will be unlocked early to allow you to set up the goals/nets. Both teams of the last game of the day are responsible for taking down and storing the goals/nets and flags. During the season teams may be asked to line fields. Coaches will be given more detailed information regarding preparing the fields and setting up of goals/nets.

Dimensions, the field of play, marking goal area, penalty area, corner area and goals will be at the discretion of the Region. On open fields, where most youth games are played, the field shall be marked, where possible, with a spectator control line parallel to the touchline (sideline) at a distance of at least three (3) yards from the touchline. With the exception of photographers who have received permission from the referee, and who must remain quiet and sufficiently back from the goal line, **spectators are not allowed behind the goal line.**

Field sizes vary according to age. The FIFA maximum field size is rectangular, 50-100 yards wide by 100-130 yards wide. Our field sizes are typically 33x50 for U06, 45x70 for U08, 55x90 for U10. Our largest fields are currently 70x115.

Do We Play Games in Bad Weather?



Region 120 has a Rain Policy. Because of the number of families involved, please do not call the commissioner. Call your coach to see if games will be played. You or your coach will call **The City of Costa Mesa’s Mud Line (714-754-5041 ext. 2)** to see if the games or practices will be played. Because we have a non-standing season, rain canceled games will have no effect on the outcome of the season. During the playoffs we will make every effort to reschedule rainouts in a timely manner.

What if a Player or Volunteer Gets Hurt?

Any injury or damage involving an AYSO participant shall be reported to the Region’s Safety Director and the Regional Commissioner in accordance with the directive of the American Youth Soccer Organization National Office.

AYSO’s Accident Reimbursement Plan (ARP) works along with your personal or group health insurance to offer you the most complete coverage possible. If a player, coach, referee, or regional official is injured during an AYSO approved activity, such as a game or practice, ARP covers what the injured parties own insurance does not. In the case of an accident or injury, be sure to contact the Region 120 Safety Director and Commissioner immediately. The numbers are listed in this Handbook, under Board of Directors.

The best news: There is no additional charge for this coverage. It is automatically issued as part of your child’s registration fee. Registered referees, coaches, and Regional officials are also covered. Details of this Plan were made available to you at the time of Registration.

What if my Child Gets Hurt When I’m Not There?

Each coach is provided with a copy of the players’ registration forms. On this form is an emergency medical release form, signed by the parent or guardian, giving pertinent medical information about the child. If the form has not been signed, please have this done immediately. Coaches are required to have these forms at **ALL** AYSO activities.





Accidents can and do happen, you must be prepared. Any injuries must be reported to the Safety Director/Commissioner within 48 hours.

What are All-Star Teams?

Area Q organizes All-Star games for Divisions U10-U14. This program allows for the formation of one team (or two in the case of our larger Divisions) of the Division's best players to represent our Region against other Regions' teams. It is our Board's policy that in the case of two teams from one Division, the first team will be made up of the top 14-15 players from the Division, the next best 14-15 will be placed on the second team.

We have made every attempt to utilize the most effective and equitable method in selecting All-Star players from each Division. If you have specific questions regarding the procedure for any particular Division, please contact the Regional Commissioner. All-Star games will be played on various fields within our Area during the months of January and February.

Who Gets to Coach All-Star Teams?

Determination of coaches for the All-Star teams begins in August. Following are considerations for selection:

1. Coaches' experience and training. Selection preference will be given to coaches with higher levels of training.
2. Coach of Record for a team in that division.
3. Be in good standing in Region 120.
4. Service contributions to Region 120.

Spring Soccer



Spring soccer is conducted for Divisions U05 through U16 and typically plays during March, April, and May. Play is divided into two divisions - "Select" level and "Recreational" level teams. There is open registration for spring soccer. Depending on the division and number of teams, the teams will be balanced and play in the recreation level or made up of all-star players and play in the tournament level.

Registration for spring soccer is typically during the month of January.

What are Cultural Exchange/Traveling Teams?

AYSO National Guidelines state that the purpose of a traveling team is "To allow youngsters to discover different cultures and geographic areas and to make friends through the universal language of soccer." Costa Mesa Region 120's players have traveled to Arizona, Hawaii, United Kingdom, Denmark, Russia, New Zealand and Australia.

Following are the qualifications necessary to be considered for participating on a traveling team in Region 120:

Player: 1) Player must be registered and have successfully completed two consecutive seasons including the traveling season. 2) Player must be registered with AYSO at the time of team selection. 3) Player must play at least 75% of fall AYSO Region 120 games and all play-off games, except for injury, during the season prior to travel. 4) A player is limited to travel two non-consecutive years in their AYSO career.

Coach: Coach must meet Board approval. The Board of Directors will consider the following for approval: 1) Coaching Certificate (Minimum intermediate level) 2) Number of years volunteering for the Region 3) Commitment, leadership, attitude, etc. 4) All qualifications being equal, the coach with the least amount of past travel should have priority. **A coach is limited to travel two non-consecutive years, unless exception granted by Board Member approval.**





What Else Should I Know as a Soccer Parent?

- **Please don't bring your dog to the fields**—show consideration to others. City ordinance does not allow dogs on any school property.
- **Smoking is not allowed on the sidelines of any game.** Once again, please show consideration to others and city ordinance does not allow any tobacco products on school property.
- Pack out what you pack in—small plastic bags come in real handy after snacks! **Let's keep our schools and parks clean!!**
- Cheer for your child--let the coach instruct, and the referee officiate the game
- Check in with the coach at every practice—you may need valuable information
- If the coach says show up 30 minutes early to a game—do it!
- Things won't always go your way—
- Be a role model to those around you and have fun anyway!
- Your child wants to spend time with you—get involved with your team!

Sponsors

AYSO has many expenses. Registration fees cover only half of the expenses needed to run our program. Those expenses include: uniforms for over 1,400 players, team and individual photos, uniforms for over 100 referees, training sessions for coaches and referees, nets, goals, newsletter printing and postage, fees for AYSO National (insurance, etc.), field preparation, line painting, awards, trophies, and many other expenses.

Region 120 is very proud to offer such a fine soccer program for the lowest fees of any local region. This is possible because of our generous sponsors. Sponsors enable us to avoid fundraising activities such as candy sales, etc... Your team will be asked to provide at least one sponsor for the team. A team sponsorship of \$175 helps a great deal and the Region will provide each Sponsor a plaque with the team's photograph.



Larger Sponsorships can be given special recognition. Contact the Director of Sponsorship or the Regional Commissioner for more details.

Sponsors Rule!



Costa Mesa Region 120 Board of Directors

Commissioner.....John Rubright..... 714-444-2302john_rubright@sbcglobal.net
Assistant Commissioner.....Vicky Salvati..... 714-979-3959R120Girlscoach@aol.com
Regional Registrar..... Diana Nunez..... 714-545-6405.....dnays120@sbcglobal.net.....
Youth Protection Advocate.....Anne Mc Eligot..... 714-557-7220mceligot@pacbell.net
Treasurer.....Jon Zich..... 714-549-LAW5.... jonzich@pacbell.net
Regional Secretary.....Alyssa Nunez 714-545-6405dnays120@sbcglobal.net
Regional Auditor.....Romy Brown.....714-429-9243.....czechromy@yahoo.com
Safety and Permits**OPEN** 714-444-2302
Purchasing.....Mette Segerblom.... 714-609-2537msegerbl@mail.occ.cccd.edu
Director of Sponsorship.....Michele Strodel.....714-444-2302.....mish29@sbcglobal.net
Web Master.....Jon Zich.....714-549-LAW5.... jonzich@pacbell.net
Director of PublicityJacky Gonzalez.....562-225-9852.....jacky@allcmortgage.com
PhotographyCheryl Cruz ccr618@sbcglobal.net
Pancake Breakfast**OPEN**
Coach Administrator.....Javier Chavez..... 714-434-2792coach_chavez@msn.com
Head Coach Boys U10 above....**OPEN** 714-444-2302
Head Coach Boys U8.....Aaron&Maria Martinez949-631-2082...ayemaria@sbcglobal.net
Head Coach Boys U6.....Mia Chambers.....949-285-1138.....info@miachambers.com
Head Coach Boys U5 div.Bill Thorpe 714-641-2097lliamnange@sbcglobal.net
Head Coach Girls upper div.Mary Knowles..... 714-803-0815tazx27@yahoo.com
Head Coach Girls lower div.....Cheryl Cruz 949-642-0772ccruz618@sbcglobal.net
Dir. of Player DevelopmentJerry Delgadillo gdelgadillo@boatswainslocker.com
Referee AdministratorMike Nolan 714-549-3340mnolan@parker.com
Referee RecruitingJeff Tanner 949-548-4856jefftanner@sbcglobal.net
Dir. of Fields and Equipment.....Dennis Disinger..... 949-645-3247bus473@aol.com

Other Important Resources:

Region 120 Web Site www.CostaMesaSoccer.com
AYSO National Web Site.....<http://www.soccer.org>
Area Q Web Site<http://www.ayso11q.org>
City of CM Park Rangers / Police..714-754-5252
City of Costa Mesa Mud Line 714-754-5041 ext.2
City of CM Field Ambassadors.....714-925-7241